


Mill Lane Community Primary School

Phonics Coffee Morning

17th October 2023

































What is Phonics?





- Phonics is a way of teaching children how to read and write.
- It helps children hear, identify and use different sounds that distinguish one word from another in the English language.
- Phonics involves matching the sounds of spoken English with individual letters or groups of letters. For example, the sound *k* can be spelled as *c*, *k*, *ck* or *ch*.

What does it look like?

Grow the code grapheme mat Phase 2, 3 and 5

 s ss c se ce st sc	 t tt	 p pp	 n nn kn gn	 m mm mb	 d dd	 g gg	 c k ck cc ch	 r rr wr	 h
 b bb	 f ff ph	 l ll le al	 j g dge ge	 v vv ve	 w wh	 x	 y	 z zz s se ze	 qu
 ch tch ture	 sh ch ti ssi si ci	 th	 ng	 nk	 a	 e ea	 i y	 o a	 u o-e ou


Grow the code grapheme mat Phase 2, 3 and 5

 ai	 ee	 igh ie	 oa o o-e ou oe ow	 oo ue u-e ew ou ui	yoo ue u u-e ew	 oo u* oul	 ar a* al*
 or aw au aur oor al a oar ore	 ur er ir or	 ow ou	 oi oy	 ear ere eer	 air are ere ear	zh su si	

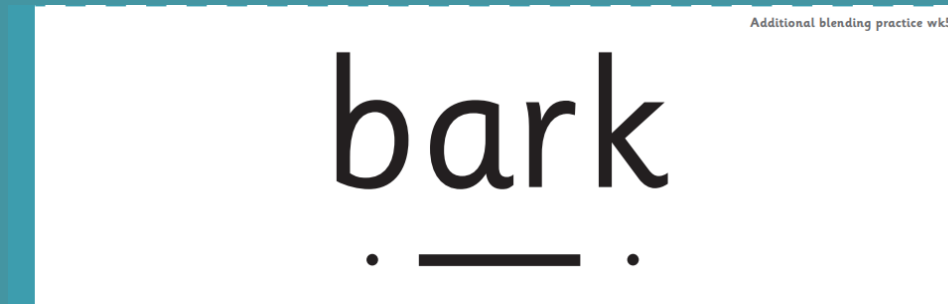
*depending on regional accent



How phonics supports reading?



- Children are encouraged to sound out words when reading




- As children move into Year 1 they begin to learn that for most phonemes (sounds) there are many different graphemes (letter combinations) that can be used
- Try the different phonemes until you blend a word that makes sense.



/or/
or
a
aw
au
ore
oor
al
oar
our
ar
augh
aur

What are tricky words?



- Words that are not decodable (yet)
- Learn the “tricky” parts
- Found in every book sent home
- Play games and have displayed in the room

Little Wandle tricky words

Year 1

Taught in Phase 2

be
full
go
he
I
into
me
no
of
pull
push
put
she
the
to
we

Taught in Phase 3

all
are
by
my
pure
sure
they
was
you

Taught in Phase 4

come
do
have
here
like
little
love
one
out
said
says
so
some
there
today
were
what
when

Note: Some of the tricky words become decodable as children learn more GPCs. Refer to the 'Support for tricky words' documents for information. Words that remain tricky at the end of the Little Wandle programme are shown in **bold** above.

How do we teach phonics and reading?

Whatever you do at home...make it enjoyable.

Read one page a day.

Take turns reading.

Read the book to your child if they are struggling to answer questions.


Write the words down and make into a game.

If you are struggling to engage your child at home, let us know.

Using phonics to support writing


- Children are supported to segment a word when writing
 - Slowly sound out the word and count the number of sounds
 - During Reception and Year 1 children learn that there are different graphemes (letters) to represent phonemes (sounds)
 - We want to children to make plausible choices when writing. They will not be able to accurately spell words until they have learnt all the differing ways to write all the sounds. This is supported throughout Year 2 and KS2.

Fantastic writing




- Segmented the word
- Used known graphemes

- /ow/ /oa/
- I vs /igh/




When is the Year 1 Phonics Screening Test?



- The Phonics Test is a compulsory test.
- Week commencing Monday 10th June 2024
- Please try to not to take holiday during this week or just before
- Mornings where possible
- 5-10 minutes per child

How will this be conducted in school?



- Carried out by Mrs Palmer
- Each child will take their test individually, on a one-to-one basis.
- We will do everything to make your child feel settled and enjoy the check.
- Please DO NOT tell your child that they are taking a test. We have always referred to it as a quiz, and they have taken several mock checks throughout the year.

Should you have any questions at all about this please do not hesitate to ask!